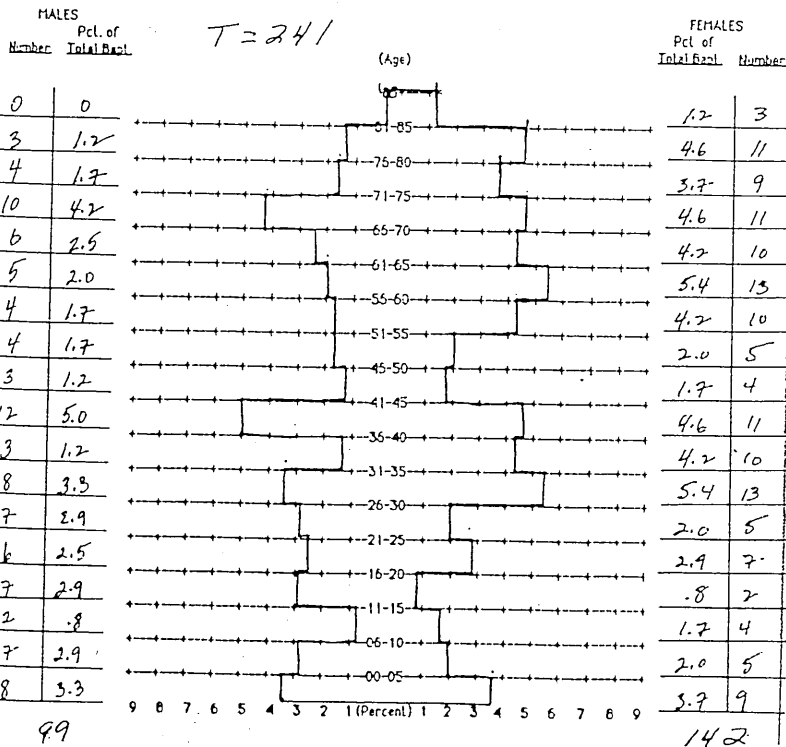


FIRST LUTHERAN CHURCH  
PALO ALTO  
ORGANIZED 1921

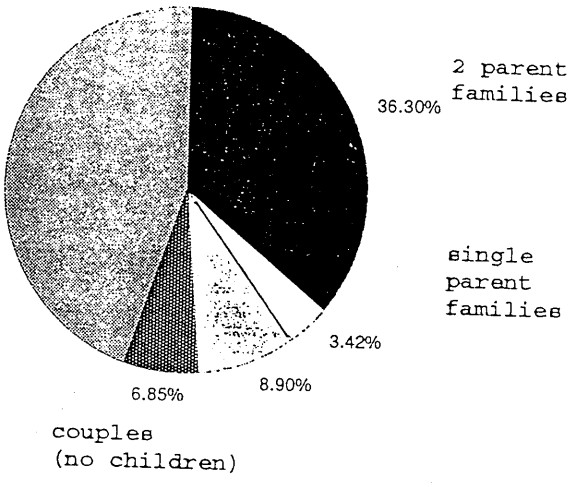
AGE-SEX PYRAMID

MAKE-UP OF HOUSEHOLDS



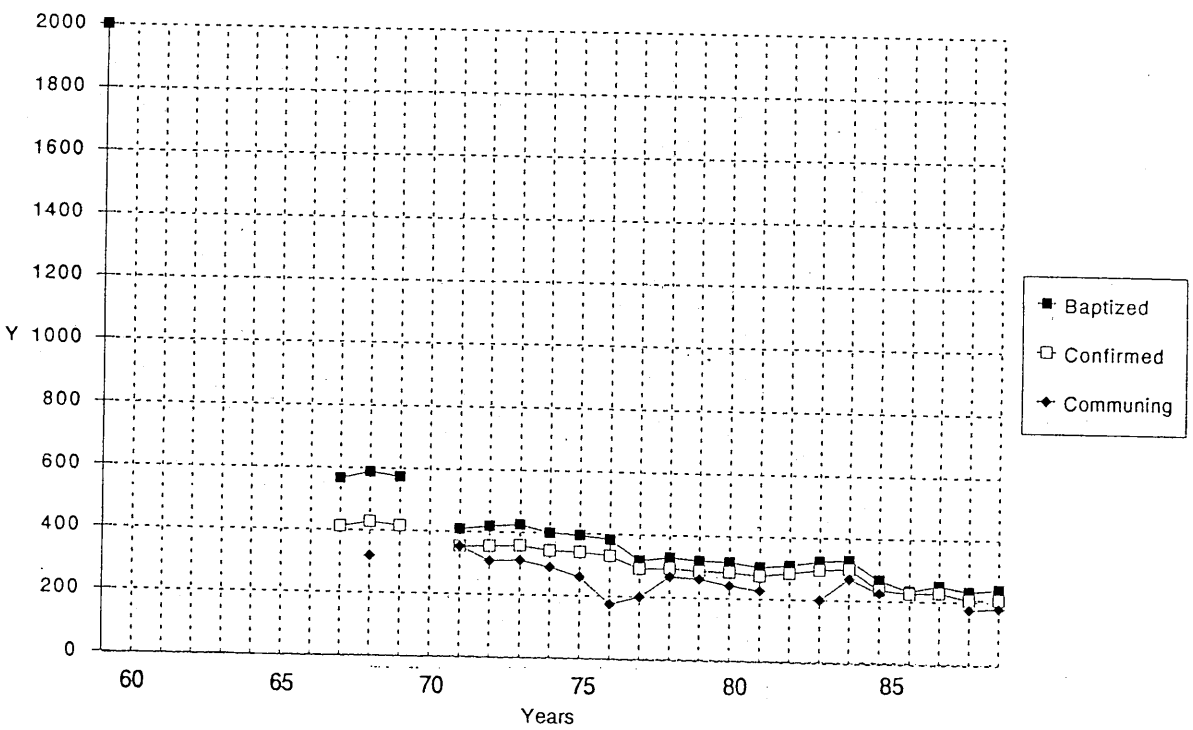
singles living alone 44.52%

singles not living alone



30 MEMBERSHIP TREND  
(based on available information)

First, Palo Alto



**SPECIAL MINISTRIES/ACTIVITIES/PROGRAMS/COMMITMENTS OF YOUR CONGREGATION**

At the Present Time	Changes in past 10 years	Changes anticipated in 5-10 years
Facility renewal, home for Palo Alto Urban Ministry, 70 <sup>th</sup> anniversary of congregation	3 pastoral changes, growing commitment to benevolent \$ outreach, decline in membership but not in terms of stable core commitment	Facility renewal, intern site or other staff for program development, emphasis on membership growth, ecumenical relationship in terms of ministry strategy downtown, continued Lutheran mission strategy and cooperation, transition in congregation from old Swedish enclave to new generation

**SPECIAL COMMUNITY NEEDS AND HUMAN NEEDS WITHIN THE BOUNDARIES OF YOUR CONGREGATION**

At the Present time	Changes in past 10 years	Changes anticipate in 5-10 years
Palo Alto a unique place -- homeless feel it's safe to live on streets, aging population, excellent schools	Astonishing increase in housing costs, "high tech explosion"	Development of East Palo Alto, continued high percentage of upper income people